

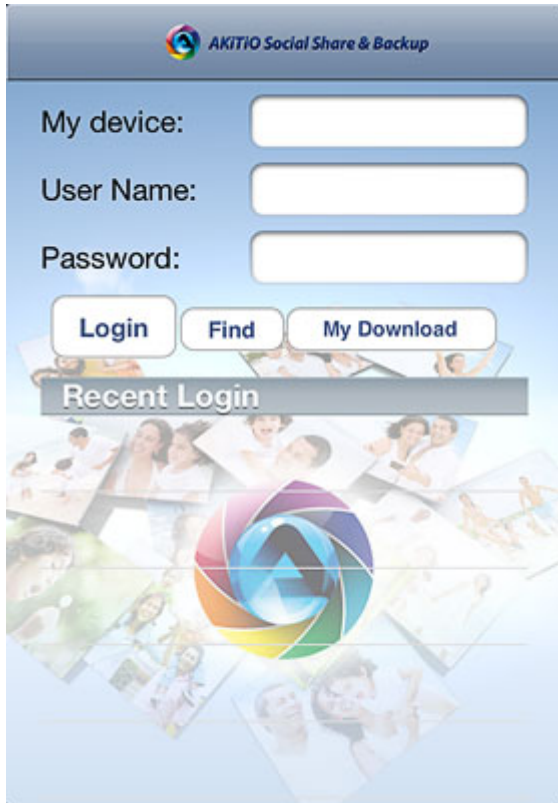
MyCloud for Facebook on iOS

This application helps you to upload images from your mobile device to the network drive and simultaneously post them on Facebook.



This app has been discontinued and is no longer available for download.

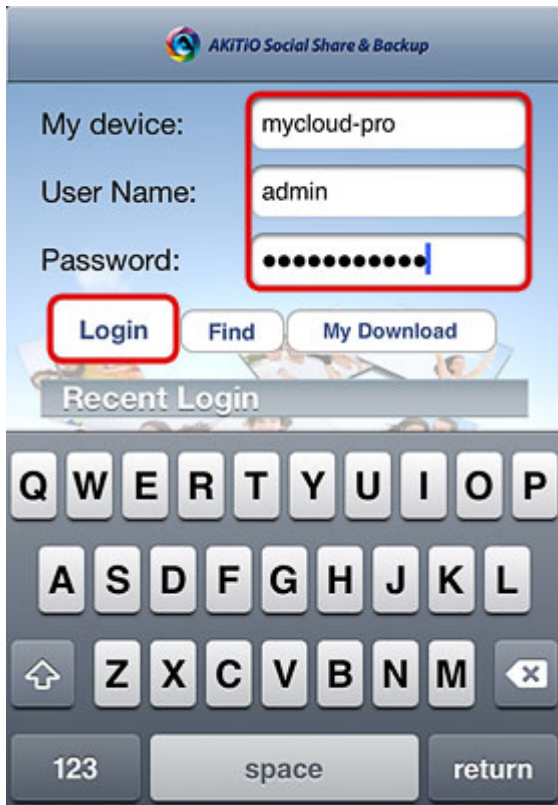
Login



Field	Description
My device	Enter the IP address, the MAC address or the device name that you have registered for your network drive.
User Name	Enter the username of your account on the network drive (e.g. admin).
Password	Enter the password of your account on the network drive (e.g. admin).
Login	Login to your network drive.
Find	Locate any network drives that are connected to the same local network. Your mobile device has to be connected through WiFi in order for this function to work.

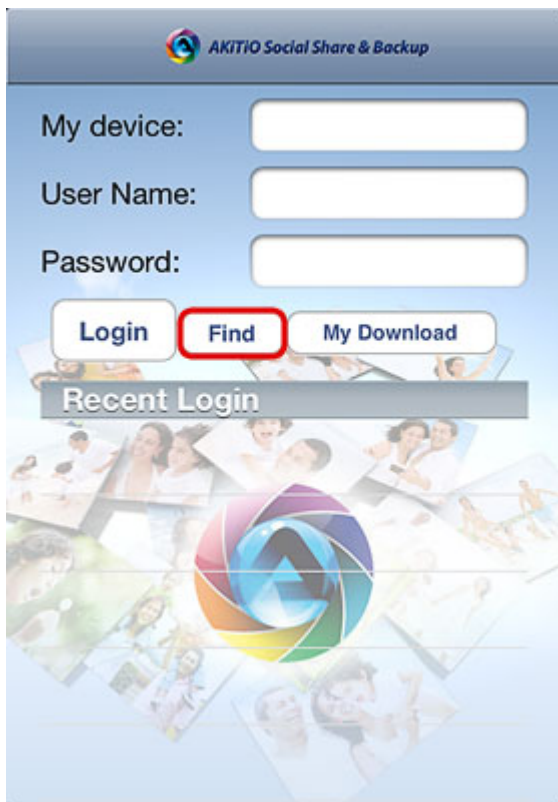
Login

1. Enter the **device name** of your network drive, the MAC address or the IP address.
2. Enter the **username** and **password** of your account on the network drive (e.g. admin/admin).
3. Click **Login** to login.

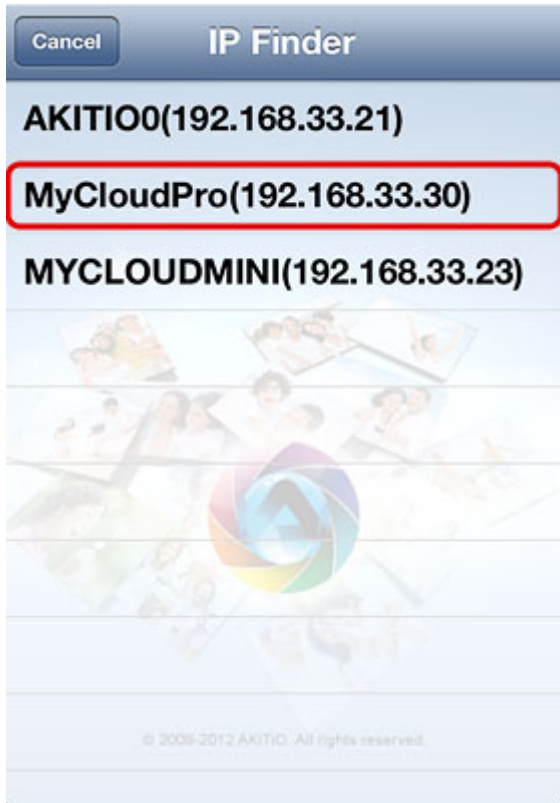


Find

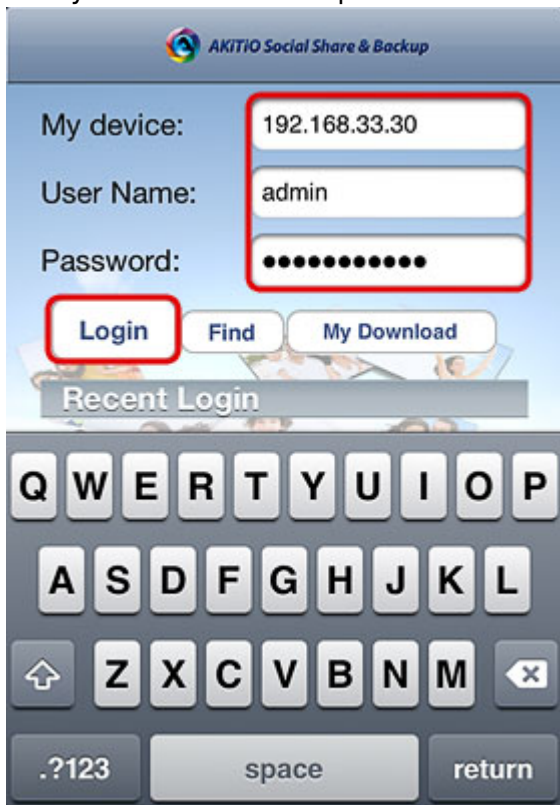
1. Make sure your mobile device is connected through **WiFi** to the same local network as your network drive.
2. Click **Find** to locate all the network drives on the local network.



3. Select your device from the list.



- 4. The local IP address of your device has been filled in for the device name. You can now login with your username and password.



Applications



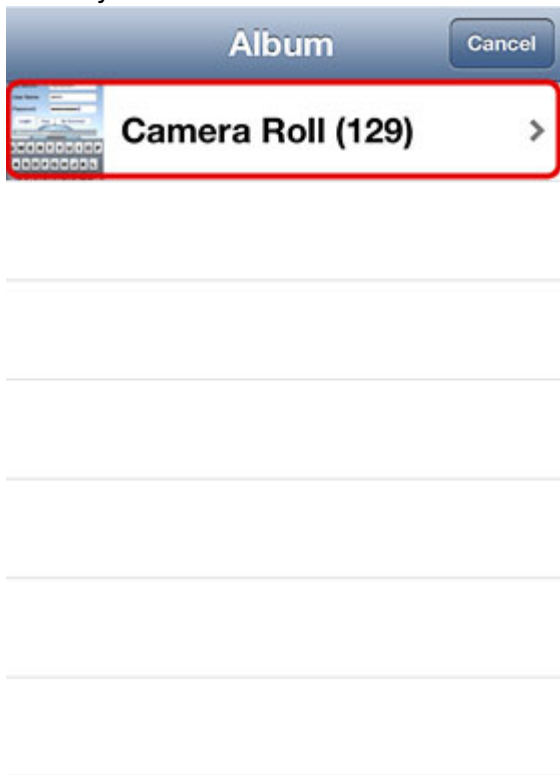
Application	Function	How To
Album to MyCloud	Upload images from your album on the mobile device to your NAS.	Click on Album to MyCloud , locate the image that you would like to upload and select it to upload the file to your NAS.
Album to MyCloud/Facebook	Upload images from your album on the mobile device to your NAS and simultaneously post them on YouTube.	Click on Album to MyCloud/YouTube , locate the image that you would like to upload and select it to upload the file to your NAS. Follow to upload wizard to sign in to Facebook and post the file on your Facebook account at the same time.
Upload Manager	Check the status, pause and cancel file upload(s).	Click on Upload Manager and you can view the status of any file uploads that are currently in progress. By default and after the upload is completed, this screen is blank.

Album to MyCloud

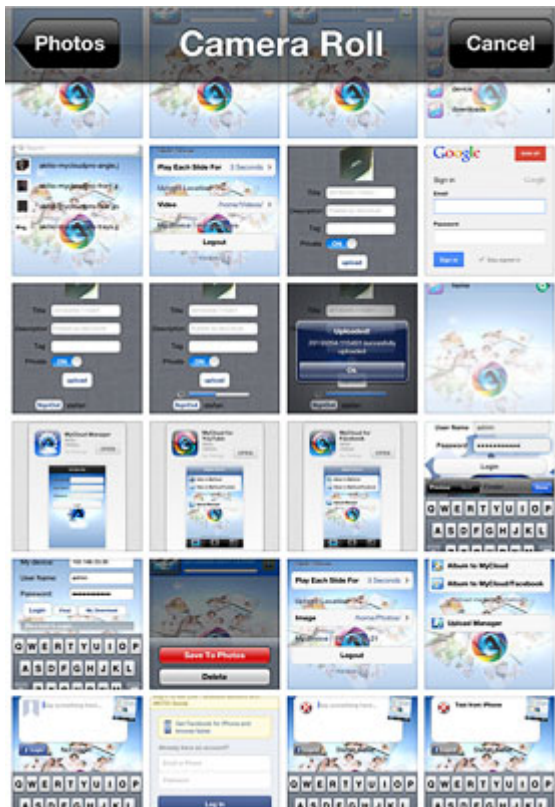
1. Click on **Album to MyCloud**.



2. Select your album from the list.



3. Select an image to upload it to your network drive.

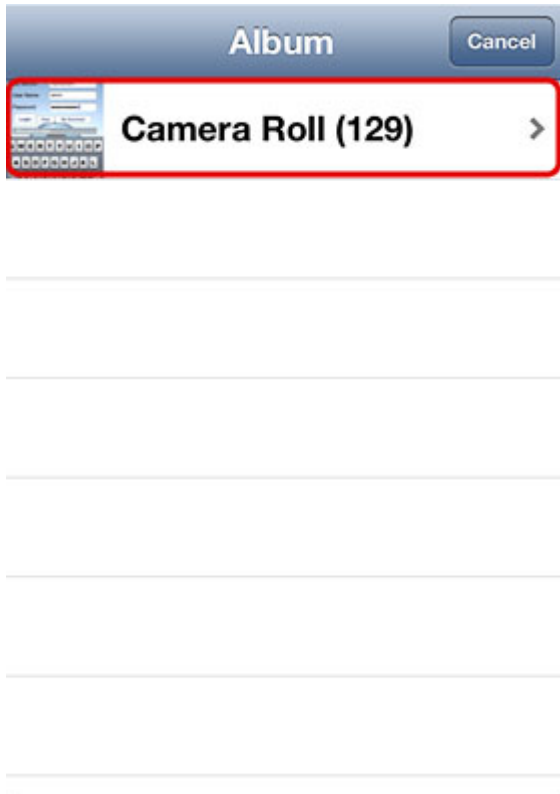


Album to MyCloud/Facebook

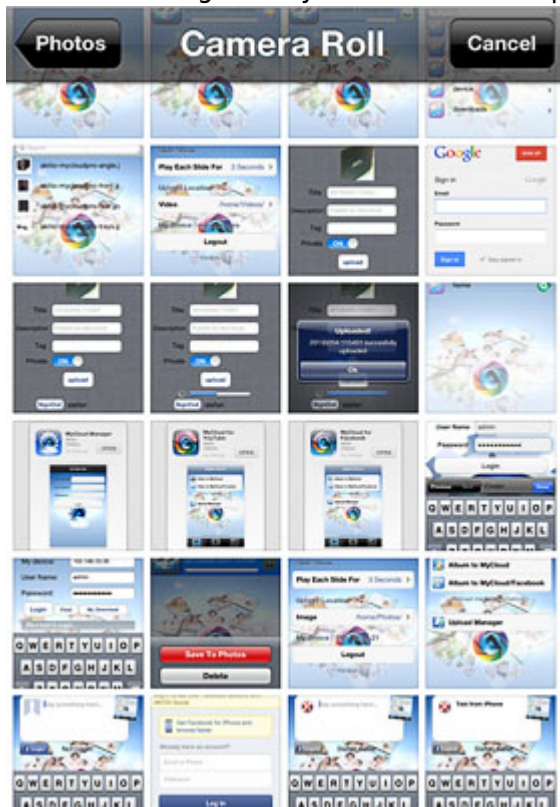
1. Click on **Album to MyCloud/Facebook**.



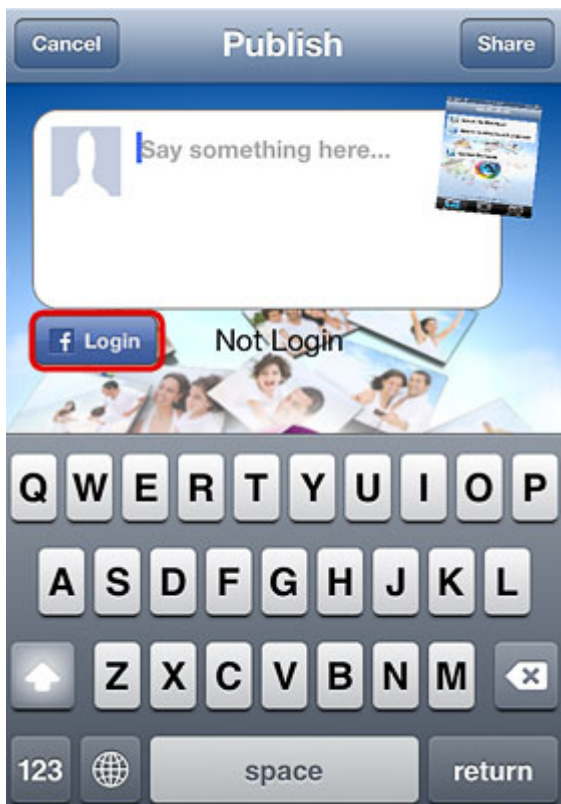
2. Select your album from the list.



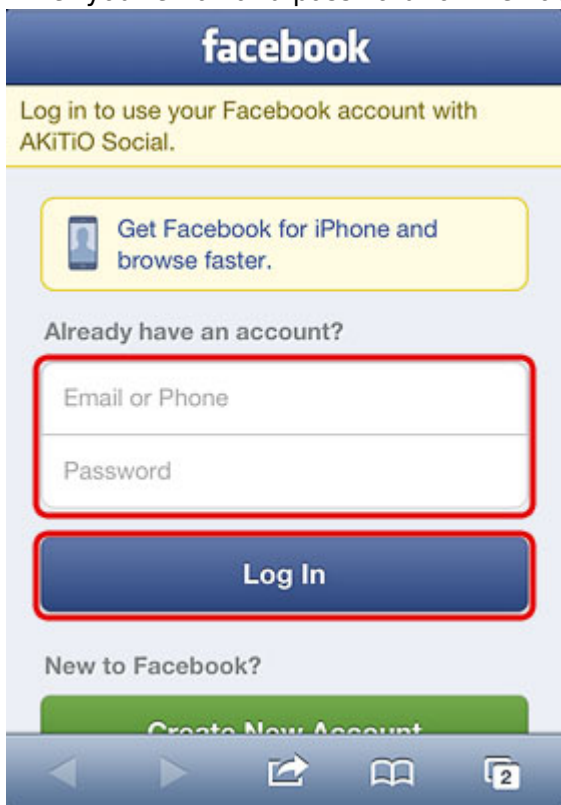
3. Select the image that you would like to upload.



4. To post the image on your Facebook account, click **Login**.



5. Enter your email and password for the Facebook account and click **Log In**.



6. Enter a message or description and then click **Share** to post the image on Facebook.



7. Wait for the upload process to complete.



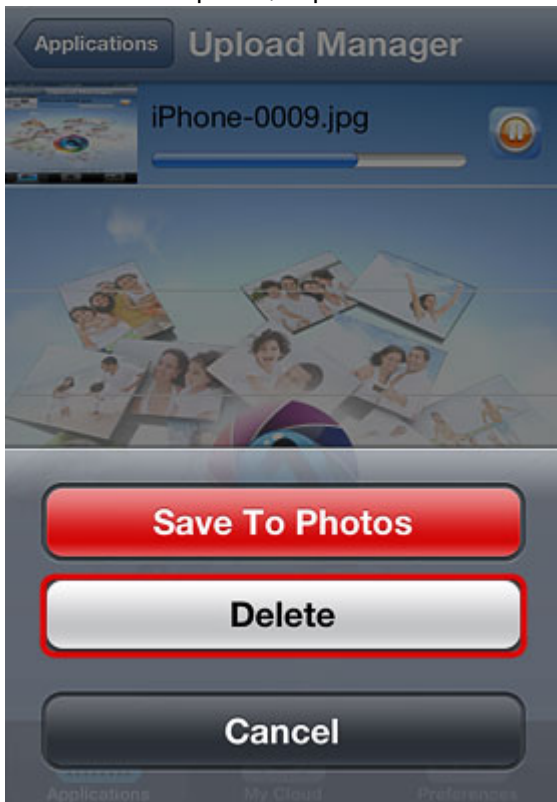
Upload Manager

You can use the upload manager to view the status of the file uploads that are currently in progress and if needed, pause or delete an upload. By default and after the upload is completed, this screen is blank.

- To pause or resume an upload, click on the **Pause** or **Play** button.



- To delete an upload, tap on the file and click **Delete**.



My Cloud

The MyCloud file explorer allows you to browse and view the files that are stored on the network drive.

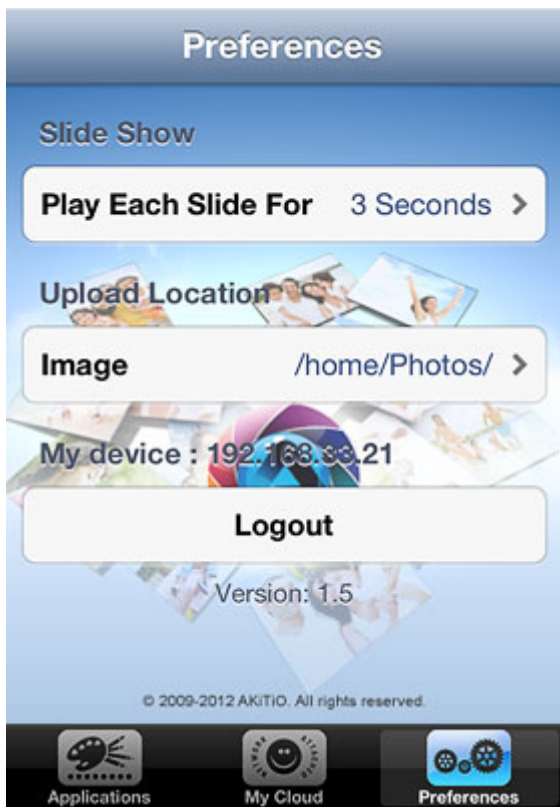


Folder	Description
home	Contains the private files of the currently logged in user.
public	The public folder, which can be accessed by all the logged in users.
share	Contains the folders and files that were shared with you by other users.
device	The administrator can access the external USB drives inside this directory.
downloads	The administrator can access the the files which were downloaded by the downloader application in this directory.



For a more advanced file explorer with file sorting and download function for offline viewing, please use the [Akitio MyCloud app](#) instead.

Preferences



Setting	Function
Play Each Slide For	Time interval for the image slideshow.
Image	Path where the uploaded images are stored.
Logout	Logout from your network drive.

From: <http://wiki.myakitio.com/> - **MyAkitio Wiki**

Permanent link: http://wiki.myakitio.com/app_ios_mycloud_facebook

Last update: **2015/07/17 01:56**

